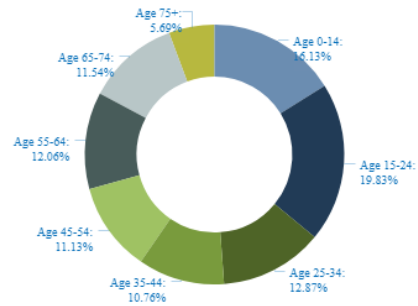


McKenzie, TN

Population Data



5,292



Total Population ▶ in McKenzie in 2017



-0.48%

McKenzie



0.9%

Tennessee



0.83%

National

Age Distribution ▶ in McKenzie in 2017



Median Age ▶ in McKenzie in 2017

Population Trends ▶ 2017 - 2022 Annual Rate

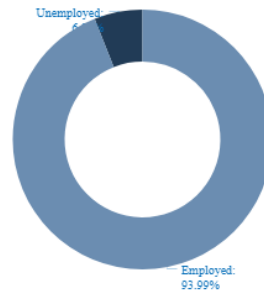


2,296

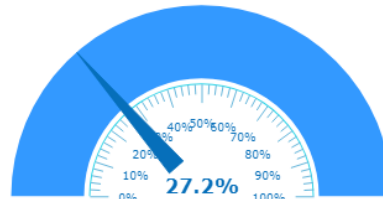
Total Labor Force ▶
in McKenzie in 2017



Top Jobs by Occupation ▶
in McKenzie in 2017



Total Employment ▶
in McKenzie in 2017

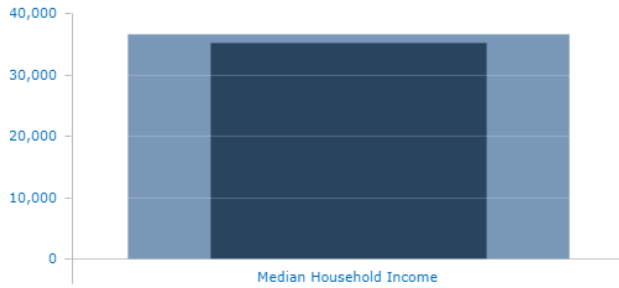


% College Graduates or Above ▶
in McKenzie in 2017



\$41,062

Average Amount Spent ▶
in McKenzie in 2017

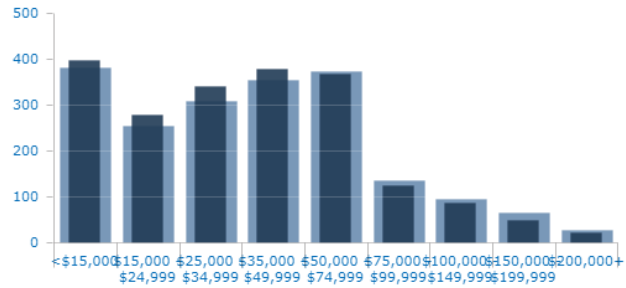


Median Household Income ▶
in McKenzie in 2017



\$19,531

Per Capita Income ▶
in McKenzie in 2017

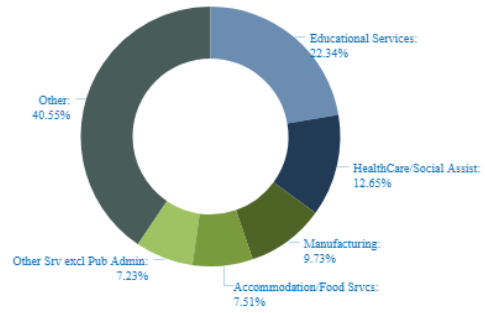


Households by Income ▶
in McKenzie in 2017

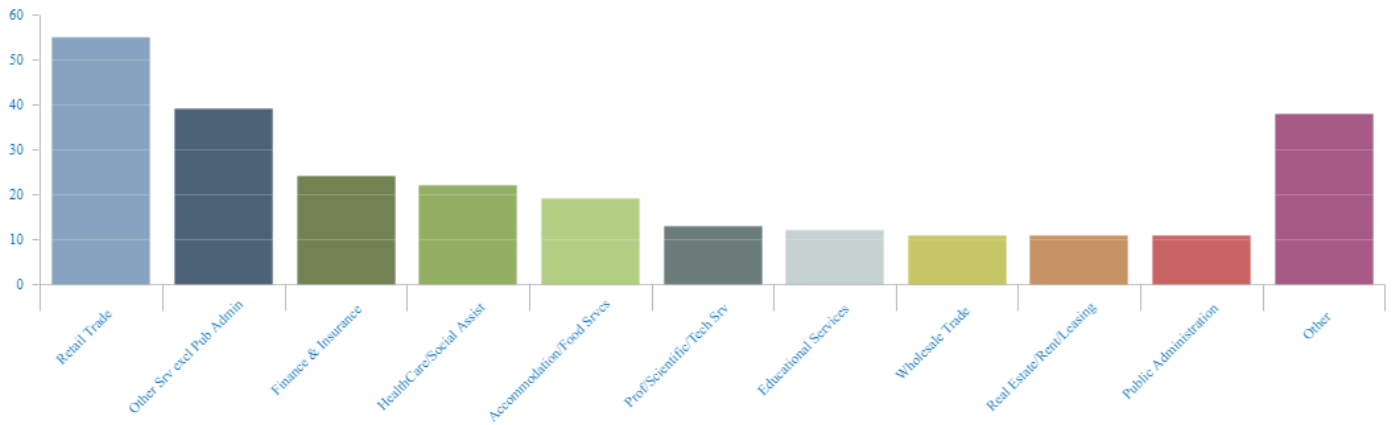


255

Total Establishments ▶
in McKenzie in 2017



Employment by Industry ▶
in McKenzie in 2017



Establishments by Industry ▶
in McKenzie in 2017

26 Century Boulevard, Suite 100, OCP 6-D
Nashville, TN 37214 | 615-232-6225 | econdev@tva.com

Material on this website is protected by copyright and trademark laws. The information contained in this website or linked sites is provided on an "as is" basis. We make no guarantee or representation about the accuracy or completeness of the information, and disclaim all warranties, express or implied, including but not limited to warranties of merchantability, fitness for a particular purpose and non-infringement. We are not responsible for any damages arising from the use of information on this site. It is your responsibility to independently investigate the information's accuracy and completeness, and to determine to your satisfaction the suitability of the property for your needs. Any projections, opinions, assumptions or estimates used are for example only and do not represent the current or future performance of any property.